

Seven D Industries, L.P.
Patio Door Specifications

Call Size	Exact Dimensions			UI	Rough Opening			AAMA Rating	Glass Type	U-Value	SHGC	VT		w/ Grid	
	Width	Height			Width	Height						SHGC	VT	SHGC	VT
SERIES 1500															
5068	59 1/4	x	79 3/4	139	59 3/4	x	80 1/4	SD-R35	1" IG -Clr/air/Clr	-	-	-	-	-	-
6068	71 1/4	x	79 3/4	151	71 3/4	x	80 1/4	SD-R35		-	-	-	-	-	-
8068	95 1/4	x	79 3/4	175	95 3/4	x	80 1/4	-	1" IG - Clr/90% Low-E # 2	.32	-	-	-	-	-
7668xox	89 5/8	x	79 3/4	169	90 1/8	x	80 1/4	-		-	-	-	-	-	-
9068xox	107 5/8	x	79 3/4	187	108 1/8	x	80 1/4	-		-	-	-	-	-	-
9068oxo	105 5/8	x	79 3/4	185	106 1/8	x	80 1/4	-		-	-	-	-	-	-
SERIES 2500															
5068	59 1/4	x	79 3/4	139	59 3/4	x	80 1/4	SD-R50	1" IG -Clr/air/Clr	.47	.63	.66	.55	.58	
6068	71 1/4	x	79 3/4	151	71 3/4	x	80 1/4	SD-R50	1" IG -Bronze Tint	.47	.51	.50	.45	.44	
8068	95 1/4	x	79 3/4	175	95 3/4	x	80 1/4	SD-R50	1" IG - Clr/90% Argon/Low-E #3	.30	.39	.56	.35	.49	
7668xox	89 1/16	x	79 3/4	169	89 9/16	x	80 1/4	SD-R50	1" IG -Gray Tint	.47	.49	.45	.43	.40	
9068xox	107 1/16	x	79 3/4	187	107 9/16	x	80 1/4	-	1" IG - Clr/90% Argon/Low-E #3 w/ Bronze Tint	.30	.31	.42	.27	.37	
9068oxo	105 1/16	x	79 3/4	185	105 9/16	x	80 1/4	-	1" IG - Clr/90% Argon/Low-E #3 w/ Gray Tint	.30	.29	.38	.26	.33	
									Clear/Laminated	.46	.56	.64	.50	.56	
									LowE #2/Argon Laminated	.30	.32	.53	.29	.47	
SERIES 3500															
5068	59 1/4	x	79 3/4	139	59 3/4	x	80 1/4	SD-R50	1" IG -Clr/air/Clr	.47	.63	.66	.55	.58	
6068	71 1/4	x	79 3/4	151	71 3/4	x	80 1/4	SD-R50	1" IG -Bronze Tint	.47	.51	.50	.45	.44	
8068	95 1/4	x	79 3/4	175	95 3/4	x	80 1/4	SD-R50	1" IG - Clr/90% Argon/Low-E #3	.30	.39	.56	.35	.49	
7668xox	89 1/16	x	79 3/4	169	89 9/16	x	80 1/4	SD-R50	1" IG -Gray Tint	.47	.49	.45	.43	.40	
9068xox	107 1/16	x	79 3/4	187	107 9/16	x	80 1/4	-	Tint	.30	.31	.42	.27	.37	
9068oxo	105 1/16	x	79 3/4	185	105 9/16	x	80 1/4	-	Tint	.30	.29	.38	.26	.33	
									Clear/Laminated	.46	.56	.64	.50	.56	
									LowE #2/Argon Laminated	.30	.32	.53	.29	.47	

Seven D Industries, L.P.
Patio Door Specifications


Call Size	Exact Dimensions		Grid Pattern	Screen Dimensions		Clear Opening Dimensions			Daylight Dimensions		
	Width	Height		Width	Height	Width	Height	Area (sq ft)	Width	Height	Area (sq ft)
SERIES 1500											
5068	59 1/4	x 79 3/4	2V4H	30 5/8	x 78 7/16	23 11/16	x 77 1/16	12.7	26 3/16	x 73 1/8	26.6
6068	71 1/4	x 79 3/4	2V4H	36 5/8	x 78 7/16	29 11/16	x 77 1/16	15.9	32 3/16	x 73 1/8	32.7
8068	95 1/4	x 79 3/4	3V4H	48 5/8	x 78 7/16	41 11/16	x 77 1/16	22.3	44 3/16	x 73 1/8	44.9
7668xox	89 5/8	x 79 3/4	2V4H	30 5/8	x 78 7/16	23 11/16	x 77 1/16	12.7	26 3/16	x 73 1/8	39.9
9068xox	107 5/8	x 79 3/4	187	36 5/8	x 78 7/16	29 11/16	x 77 1/16	15.9	32 3/16	x 73 1/8	49.0
9068oxo	105 5/8	x 79 3/4	185	36 5/8	x 78 7/16	29 11/16	x 77 1/16	15.9	32 3/16	x 73 1/8	49.0
SERIES 2500											
5068	59 1/4	x 79 3/4	2V4H	30 1/8	x 77 5/8	24 1/4	x 75 3/4	12.8	25 1/2	x 71 7/8	25.5
6068	71 1/4	x 79 3/4	2V4H	36 1/8	x 77 5/8	30 1/4	x 75 3/4	15.9	31 1/2	x 71 7/8	31.4
8068	95 1/4	x 79 3/4	3V4H	48 1/8	x 77 5/8	42 1/4	x 75 3/4	22.2	43 1/2	x 71 7/8	43.4
7668xox	89 1/16	x 79 3/4	2V4H	30 1/8	x 77 5/8	24 1/4	x 75 3/4	12.8	25 1/2	x 71 7/8	38.2
9068xox	107 1/16	x 79 3/4	187	36 1/8	x 77 5/8	30 1/4	x 75 3/4	15.9	31 1/2	x 71 7/8	47.2
9068oxo	105 1/16	x 79 3/4	185	36 1/8	x 77 5/8	30 1/4	x 75 3/4	15.9	31 1/2	x 71 7/8	47.2
SERIES 3500											
5068	59 1/4	x 79 3/4	2V4H	30 1/8	x 77 5/8	24 1/4	x 75 3/4	12.8	25 1/2	x 71 7/8	25.5
6068	71 1/4	x 79 3/4	2V4H	36 1/8	x 77 5/8	30 1/4	x 75 3/4	15.9	31 1/2	x 71 7/8	31.4
8068	95 1/4	x 79 3/4	3V4H	48 1/8	x 77 5/8	42 1/4	x 75 3/4	22.2	43 1/2	x 71 7/8	43.4
7668xox	89 1/16	x 79 3/4	2V4H	30 1/8	x 77 5/8	24 1/4	x 75 3/4	12.8	25 1/2	x 71 7/8	38.2
9068xox	107 1/16	x 79 3/4	187	36 1/8	x 77 5/8	30 1/4	x 75 3/4	15.9	31 1/2	x 71 7/8	47.2
9068oxo	105 1/16	x 79 3/4	185	36 1/8	x 77 5/8	30 1/4	x 75 3/4	15.9	31 1/2	x 71 7/8	47.2

Seven D Industries, L.P.


Transom Specifications						Patio Door Thermal Performance						Daylight Dimensions		
Call	Exact Dimensions		Rough Opening		Patio Door	w/Grid					Daylight Dimensions			
Size	W	H	W	H	Glass Type	U	SHGC	VT	SHGC	VT	Grid	W	H	Sq Ft
SERIES 1500														
2610	29	x 12	29 1/2	x 12 1/2		-	-	-	-	-	2V0H	26 1/8	x 9 1/8	1.66
3010	35	x 12	35 1/2	x 12 1/2							2V0H	32 1/8	x 9 1/8	2.04
4010	47	x 12	47 1/2	x 12 1/2		-	-	-	-	-	3V0H	44 1/8	x 9 1/8	2.80
5010	59 1/4	x 12	59 3/4	x 12 1/2							5V0H	56 3/8	x 9 1/8	3.57
6010	71 1/4	x 12	71 3/4	x 12 1/2							5V0H	68 3/8	x 9 1/8	4.33
8010	95 1/4	x 12	95 3/4	x 12 1/2							7V0H	92 3/8	x 9 1/8	5.85
7610mull	88 11/16	x 12	89 3/16	x 12 1/2							8V0H	85 13/16	x 9 1/8	5.44
9010mull	106 11/16	x 12	107 3/16	x 12 1/2							8V0H	103 13/16	x 9 1/8	6.58
7610xox	89 5/8	x 12	90 1/8	x 12 1/2							5V0H	86 3/4	x 9 1/8	5.50
9010xox	107 5/8	x 12	108 1/8	x 12 1/2							5V0H	104 3/4	x 9 1/8	6.64
2668	29	x 79 3/4	29 1/2	x 80 1/4							2V4H	26 1/8	x 76 7/8	13.95
3068	35	x 79 3/4	35 1/2	x 80 1/4							2V4H	32 1/8	x 76 7/8	17.15
4068	47	x 79 3/4	47 1/2	x 80 1/4							3V4H	44 1/8	x 76 7/8	23.56
SERIES 2500														
2610	29 7/16	x 12	29 15/16	x 12 1/2		-	-	-	-	-	2V0H	26 9/16	x 9 1/8	1.68
3010	35 7/16	x 12	35 15/16	x 12 1/2		-	-	-	-	-	2V0H	32 9/16	x 9 1/8	2.06
4010	47 7/16	x 12	47 15/16	x 12 1/2		-	-	-	-	-	3V0H	44 9/16	x 9 1/8	2.82
5010	59 1/4	x 12	59 3/4	x 12 1/2		-	-	-	-	-	5V0H	56 3/8	x 9 1/8	3.57
6010	71 1/4	x 12	71 3/4	x 12 1/2		-	-	-	-	-	5V0H	68 3/8	x 9 1/8	4.33
8010	95 1/4	x 12	95 3/4	x 12 1/2		-	-	-	-	-	7V0H	92 3/8	x 9 1/8	5.85
7610mull	88 15/16	x 12	89 7/16	x 12 1/2		-	-	-	-	-	8V0H	86 1/16	x 9 1/8	5.45
9010mull	106 15/16	x 12	107 7/16	x 12 1/2		-	-	-	-	-	8V0H	104 1/16	x 9 1/8	6.59
7610xox	89 1/16	x 12	89 9/16	x 12 1/2							5V0H	86 3/16	x 9 1/8	5.46
9010xox	107 1/16	x 12	107 9/16	x 12 1/2							5V0H	104 3/16	x 9 1/8	6.60
2668	29 7/16	x 79 3/4	29 15/16	x 80 1/4							2V4H	26 9/16	x 76 7/8	14.18
3068	35 7/16	x 79 3/4	35 15/16	x 80 1/4							2V4H	32 9/16	x 76 7/8	17.38
4068	47 7/16	x 79 3/4	47 15/16	x 80 1/4							3V4H	44 9/16	x 76 7/8	23.79

Transom Specifications


Transom Specifications						Patio Door Thermal Performance									
Transom Specifications						Patio Door Thermal Performance									
Call	Exact Dimensions			Rough Opening			Patio Door					Daylight Dimensions			
Size	Width	Height	Width	Height		Glass Type	U	SHGC	VT	SHGC	VT	Grid	W	H	Sq Ft
SERIES 3500															
2610	29 7/16	x 12	29 15/16	x 12 1/2								2V0H	26 9/16	x 9 1/8	1.68
3010	35 7/16	x 12	35 15/16	x 12 1/2								2V0H	32 9/16	x 9 1/8	2.06
4010	47 7/16	x 12	47 15/16	x 12 1/2								3V0H	44 9/16	x 9 1/8	2.82
5010	59 1/4	x 12	59 3/4	x 12 1/2								5V0H	56 3/8	x 9 1/8	3.57
6010	71 1/4	x 12	71 3/4	x 12 1/2								5V0H	68 3/8	x 9 1/8	4.33
8010	95 1/4	x 12	95 3/4	x 12 1/2								7V0H	92 3/8	x 9 1/8	5.85
7610mull	88 15/16	x 12	89 7/16	x 12 1/2								8V0H	86 1/16	x 9 1/8	5.45
9010mull	106 15/16	x 12	107 7/16	x 12 1/2								8V0H	104 1/16	x 9 1/8	6.59
7610xox	89 1/16	x 12	89 9/16	x 12 1/2								5V0H	86 3/16	x 9 1/8	5.46
9010xox	107 1/16	x 12	107 9/16	x 12 1/2								5V0H	104 3/16	x 9 1/8	6.60
2668	29 7/16	x 79 3/4	29 15/16	x 80 1/4								2V4H	26 9/16	x 76 7/8	14.18
3068	35 7/16	x 79 3/4	35 15/16	x 80 1/4								2V4H	32 9/16	x 76 7/8	17.38
4068	47 7/16	x 79 3/4	47 15/16	x 80 1/4								3V4H	44 9/16	x 76 7/8	23.79
































Window Style	Size	Glass Type	U	SHGC w/o Grid	VT w/o Grid	SHGC w/ Grid	VT w/ Grid
1500 Patio Door	79 x 79	LowE #2	0.32 ng				
2500/3500 PD	79 x 79	DS Clear	.47	.63	.66	.55	.58
"	"	DS Bronze Tinted	.47	.51	.50	.45	.44
"	"	DS Grey Tinted	.47	.49	.45	.43	.40
"	"	DS LowE #3 Argon	.30	.39	.56	.35	.49
"	"	DS LowE #3 Argon w/ Bronze Tint	.30	.31	.42	.27	.37
"	"	DS LowE #3 Argon w/ Grey Tint	.30	.29	.38	.26	.33
"	"	Clear/Laminated	.46	.56	.64	.50	.56
"	"	LowE/Argon #2 Laminated	.30 & .32 w/grid	.32	.53	.29	.47